


20A 7-pole up to 500 V



Technical data

Ex-plugs and receptacles, 7-pole

Marking to 94/9/EC	⊕ II 2 G Ex ed IIC T6/T5 / ⊕ II 3 D Ex tD A22 IP54 T80 °C ¹⁾
EC-Type Examination Certificate	PTB 00 ATEX 1109
Permissible ambient temperature	-20 °C to + 40 °C
Rated voltage	500 V
Rated current	16 A (T6) / 20 A (T5)
Frequency	up to 400 Hz
Rated making/rated breaking capacity AC-3 accd. EN 60947-3	U _e 500 V / I _e 10 A U _e 250 V / I _e 16 A
External back up fuse	without therm. protection: 16 A with therm. protection: 25 A gL (rated current 16/20 A set to)
Insulation class	I
Degree of protection accd. EN 60529	IP66
Enclosure colour	Black

Wall socket

Cable glands/enclosure drilling	2 x M40 Ø 17 - 28 mm, 1 Ex screw plugs plastic or 2 x M32 metal thread with 2 Ex screw plugs plastic
Connecting terminals	2 x 1.5 - 4 mm ²
Enclosure material	Glass-fibre reinforced polyester


Plug

Cabel glands	Ø 9 - 17 mm
Connecting terminals	1 x 1.0 - 2.5 mm ² crimped or soldered connection ²⁾
Enclosure material	Polyamide

¹⁾ See manufacturers declaration 091 for non conductive dusts

²⁾ Please use appropriate crimp tool

| 20A 7-pole up to 500 V |



Wall socket

Plug

Ordering details

Type	h	Cable entry	Weight	Order No.
Type 20 A 7-pole				
Wall socket 7-pole	6 h	KU	2.2 kg	GHG 511 4706 R0001
Wall socket 7-pole	6 h	ME	2.3 kg	GHG 511 4706 R3001
Plug 7-pole	6 h		0.3 kg	GHG 592 2001 R0002
Wall socket 6-pole + PE	7 h	KU	2.2 kg	GHG 511 4707 R0003
Wall socket 6-pole + PE	7 h	ME	2.3 kg	GHG 511 4707 R3003
Plug 6-pole + PE	7 h		0.3 kg	GHG 592 2001 R0022

Type	Application	Fixing method	Order No.
Accessories			
Plug cap 7-pole			GHG 540 1935 R0002
Mounting plate size 5	for wall mounting	snapp on	GHG 610 1953 R0128
Mounting plate size 5	for trellis mounting	snapp on	GHG 610 1953 R0128
Mounting plate size 5	for pipe mounting	snapp on	GHG 610 1953 R0132
Socket bushes 1 set = 7 pcs.			GHG 590 1301 R0102
Plug ins 1 set = 7 pcs.			GHG 590 1302 R0102
Crimping tool for sockets and pins			GHG 590 1902 R0001
Dismanteling tool for sockets and pins			GHG 590 1903 R0001

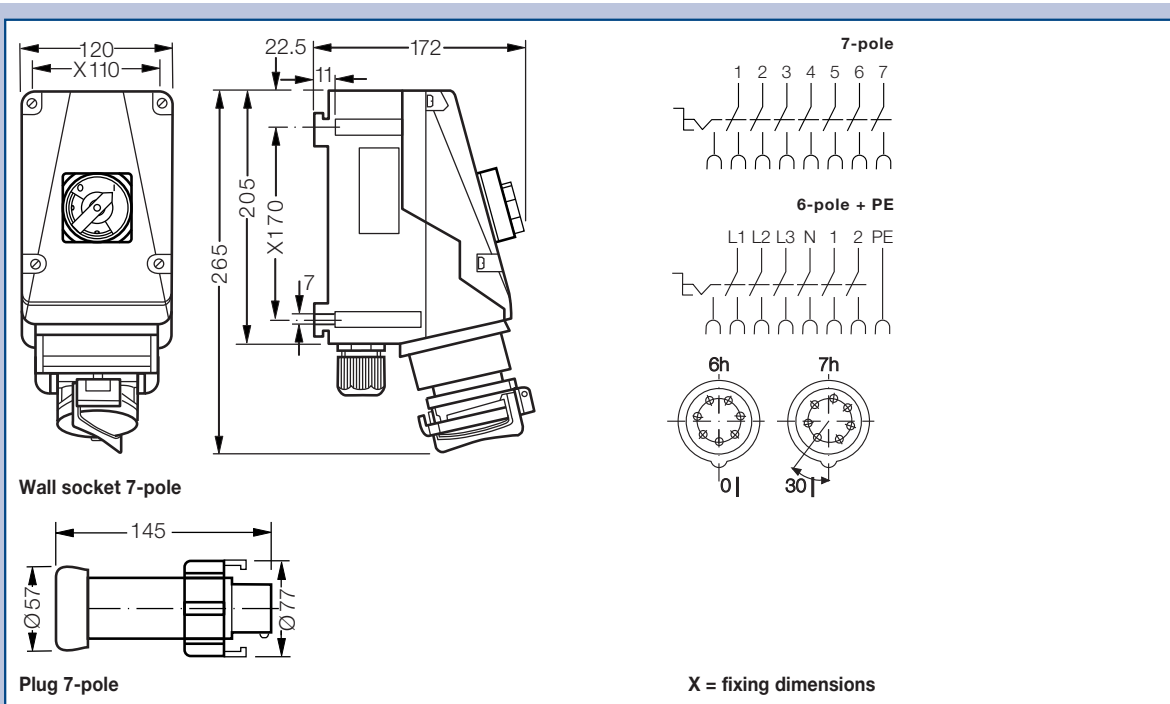
Other voltage ranges and versions available on request.

KU = 1 x plastic cable glands M40 Ø 17-28 mm, 1 x M40 with Ex-screw plug plastic

ME = 2 x metal thread M32 with Ex-screw plug plastic

Fixing material and accessories see page 6.94 pp.

Dimension drawing | Wiring diagram



Dimensions in mm

1
2
3
4
5
6
7
8
9
10
11
12